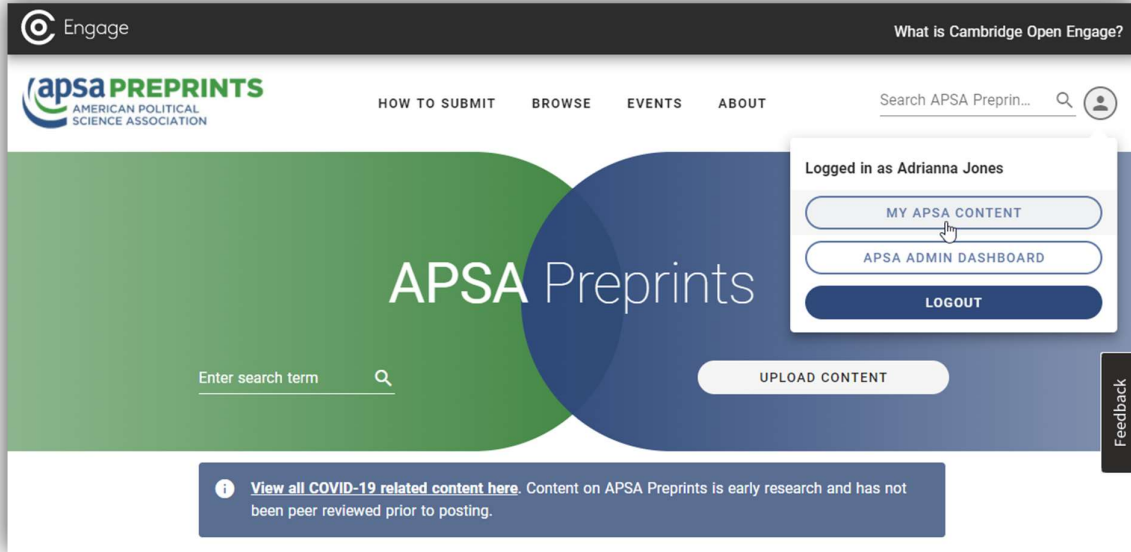
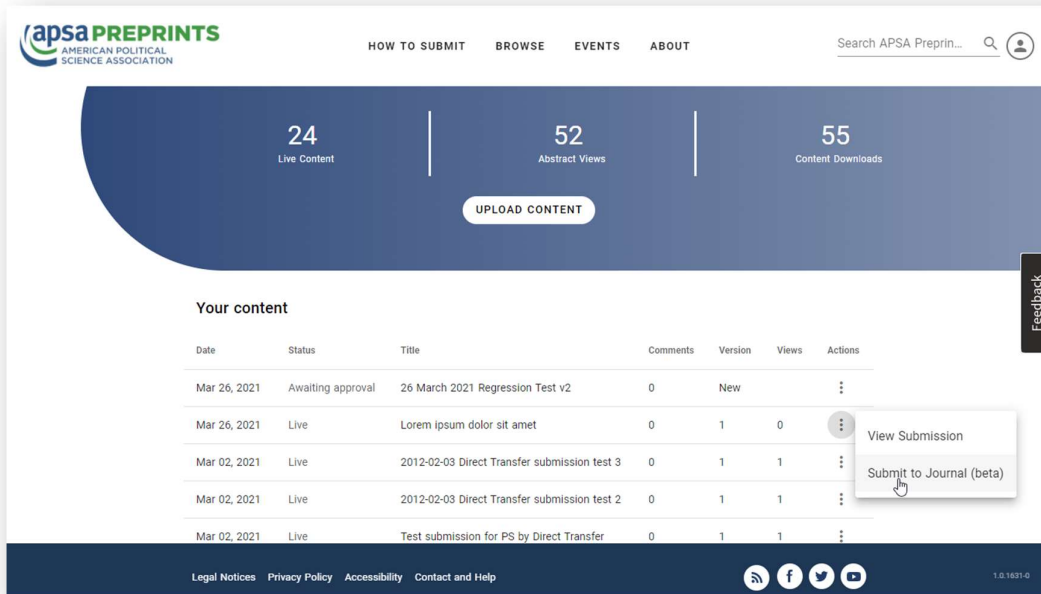


How to submit your research to a journal

1. Log in to the account you used to submit your original paper to APSA Preprints and go to your author dashboard.



2. Open the 'Actions' menu to the right of the paper you want to submit, and select 'Submit to Journal (beta)'.

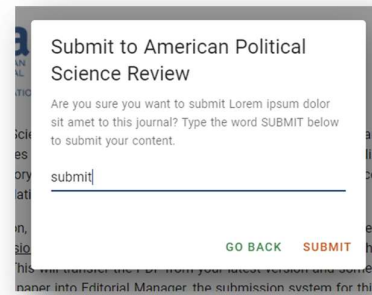
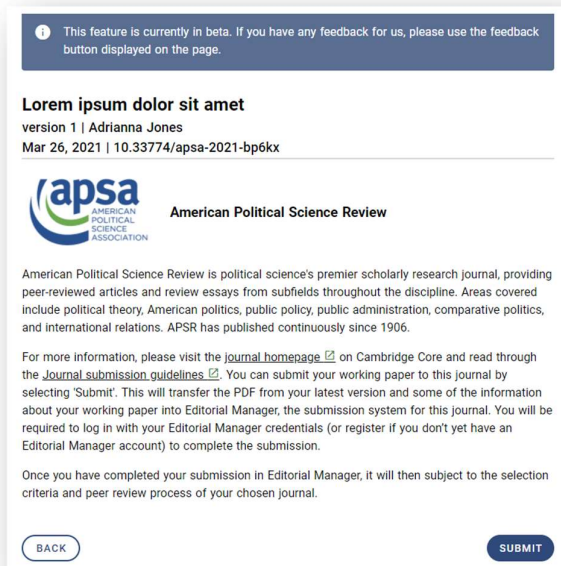


3. Select which journal you would like to submit your preprint to. You can currently submit your paper to one of three journals:


- Perspectives on Politics
- American Political Science Review
- PS: Political Science & Politics



4. Read the information about the submissions process for the selected journal. If you are happy with the information, select 'Submit' and confirm.



5. Your preprint has now been successfully submitted to the journal you selected. You should receive an email confirming from us confirming your submission has been sent to the journal, and an email from Editorial Manager confirming receipt and detailing what you need to do next.

 This feature is currently in beta. If you have any feedback for us, please use the feedback button displayed on the page.

Thank you for your submission to American Political Science Review, you should receive an email from Editorial Manager to confirm that your content has been received. In order to complete your submission you need to log in to Editorial Manager or register if you don't yet have an Editorial Manager account. Once logged in to Editorial Manager, you will need to complete your submission according to the [journal's submission instructions](#), including uploading an anonymized PDF and following any formatting guidelines.

If you have any questions, please view the [author FAQs](#), or contact preprints@apsanet.org.