

# APSA Journal Access

## Accessing APSA Journals through MyAPSA

### APSA Journals

In addition 20 journals published through APSA's Organized Sections, APSA partners with Cambridge University Press to publish three leading political science journals.

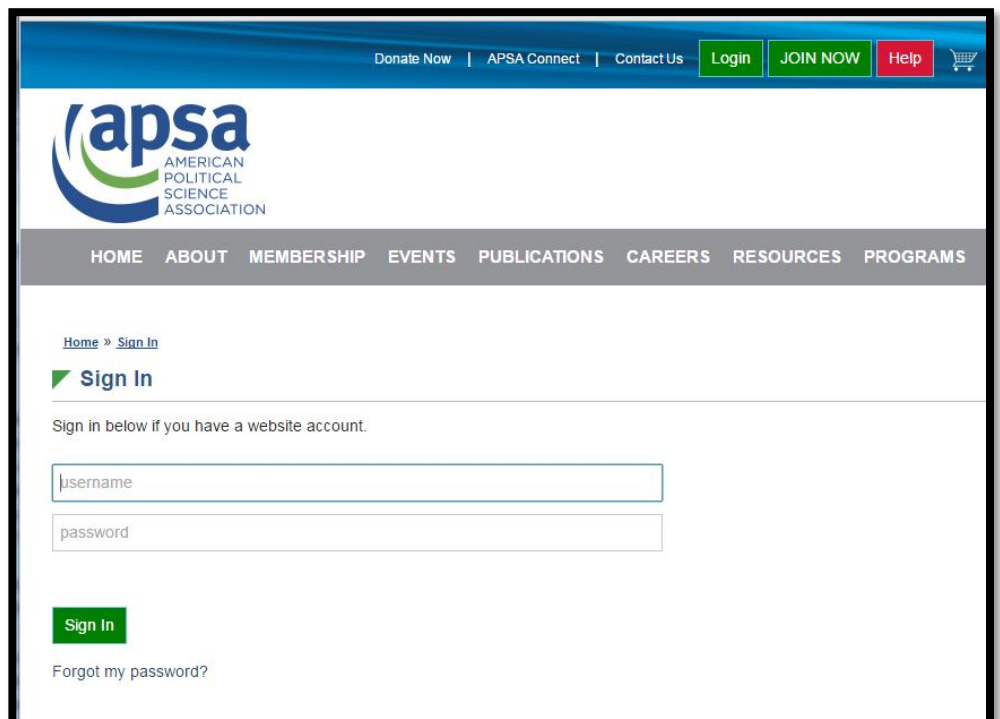
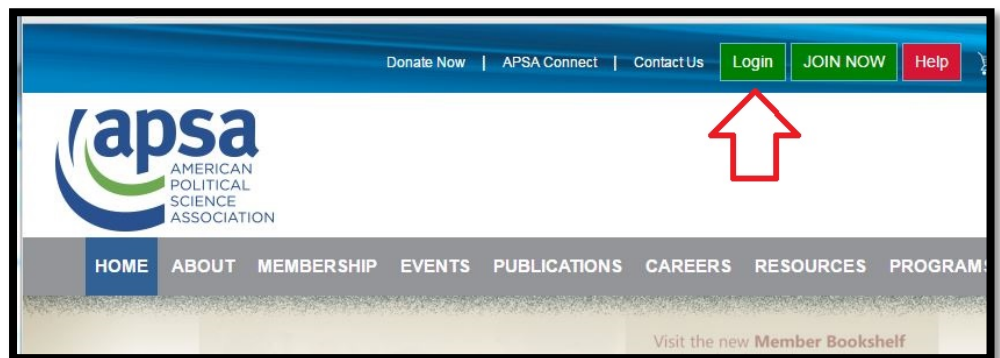
**The American Political Science Review (APSR)** is the leading journal of political science research in the world. APSR has been in continuous circulation for over 100 years.

**Perspectives on Politics** provides a space for discussion within the political science profession and between the profession and the broader scholarly and reading public.

**PS: Political Science and Politics** has served as the journal of record for the profession since 1968. PS publishes scholarly essays as well as news and features on the discipline.

Accessing APSA journals is now much easier for all members through the MyAPSA portal. Using MyAPSA provides each member with direct access to that individual's APSA subscriptions on a single webpage. Here are step-by-step directions for logging into MyAPSA and accessing APSA journals.

**1. Log into APSA Website:** Navigate to APSA's homepage at [www.apsanet.org](http://www.apsanet.org). On the homepage, click on the green "Log In" button on the top right of the page (top figure). Then, fill in the "username" and "password" fields and click "Sign In" (bottom figure)



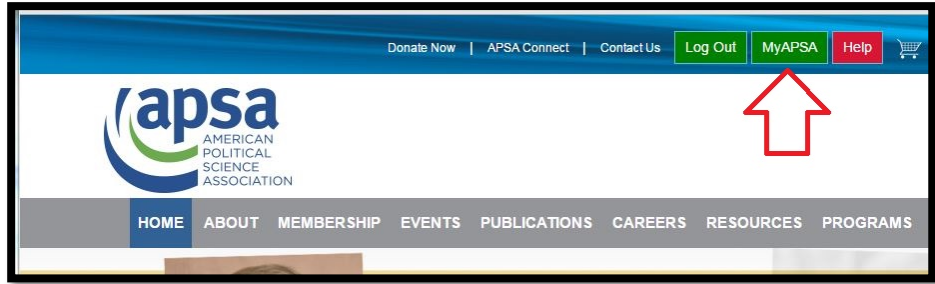
**Tip:**

After approximately an hour of inactivity, the website login will log out users. Verifying that the green boxes say “Log Out” or “MyAPSA” is a quick way to confirm that an account is active.

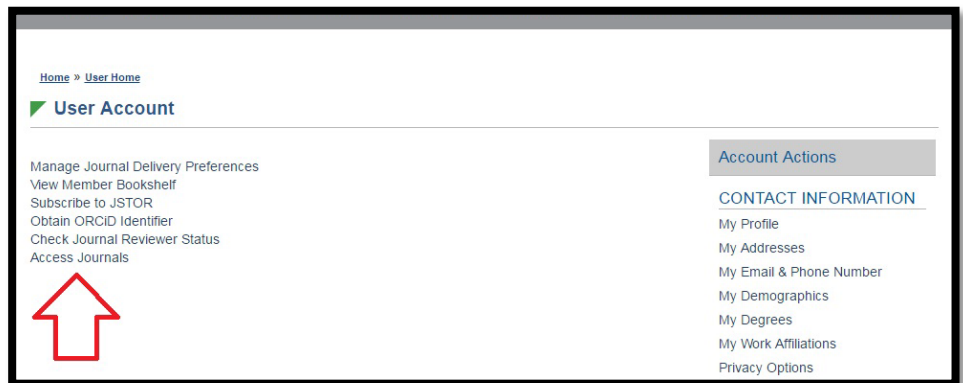
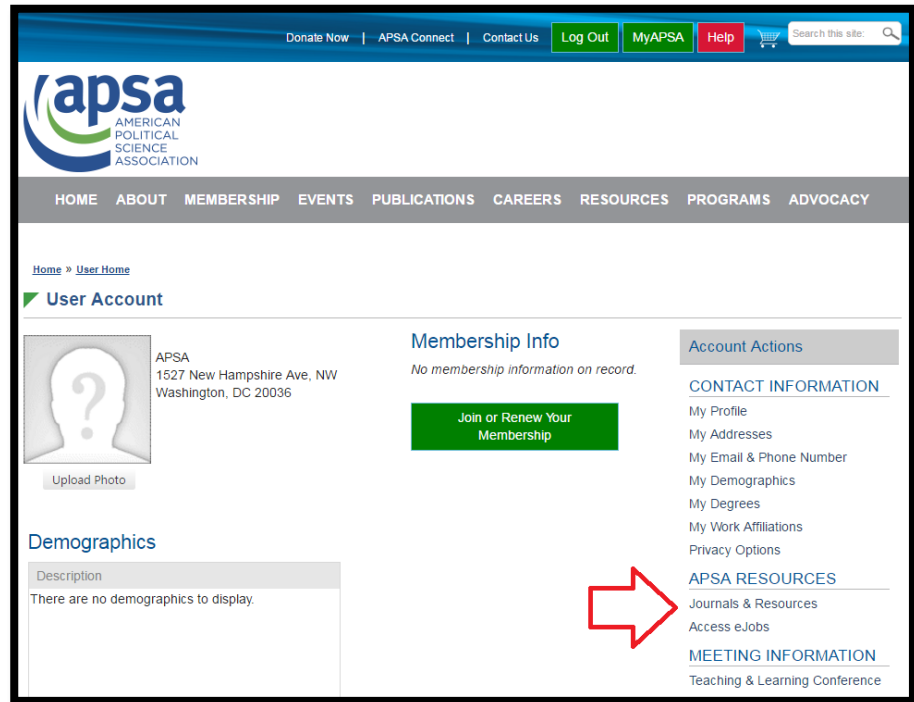
**Tip:**

The MyAPSA portal offers a number of customizable features. Members can upload a photo, verify their listed address, and more.

**2. Log into MyAPSA:** After signing in to the APSA website, the next screen will be the APSA homepage. Navigate to MyAPSA by clicking on the green “MyAPSA” button on the top right of the screen (figure below).



**3. Access Journals:** There are a number of options and features in the MyAPSA portal. To access journals, scroll under the “Account Actions” menu on the right side bar and click on “Journals & Resources” (figure below). In the page, click on “Access Journals.”



**4. Select Journal:** Clicking on “Access APSA Journals” will open a new page with any current APSA subscriptions. Depending on an individual’s membership category, a variety of different journals may be available (example screen below).



**Tip:**

On Cambridge Core, members have access to back issues and a search option to look for published research in each journal subscription.

**Tip:**

Cambridge Core offers robust searching tools. A simple way to access the journal is to click on the “Latest issue” menu item.

**5. Navigating Publisher Websites:** APSA publishes its three main journals with Cambridge University Press. APSA’s Organized Sections use a variety of publishers, and each publisher has a slightly different web interface. An example of Cambridge Core (Cambridge University Press’s online interface) is below.

